



The VESDA LaserFOCUS Air Sampling Smoke Detector provides very early warning smoke detection performance for the protection of small, business-critical environments of 2500 sq. ft. or less.

The air sampling detection concept works by continually drawing ambient air through sample points in a pipe network. Upon entering the unit the sampled air is filtered via the dual-stage filter then it is passed into the detection chamber where light scattering technology detects the presence of very small amounts of smoke. As the amount of detected smoke increases the revolutionary circular Smoke Dial™ provides the user with an instant understanding of a smoke event, even from a significant distance. Detector status information is communicated externally via relays or optional interface cards.

Swift Start™

The VESDA LaserFOCUS' unrivalled "Swift-Start" concept provides straight-forward installation and commissioning right out of the box using proven pre-engineered sampling pipe network designs and powerful AutoLearn routines without the need for a special interface or software programming tools. The AutoLearn™ function automatically sets acceptable alarm thresholds for both smoke and flow levels without the need for a PC or separate programming device. Custom sampling pipe network designs are supported via the ASPIRE2 calculation program.

In operation, the unique circular Smoke Dial provides instant understanding of a smoke event and system status. Should a fault occur the System Fault LED is illuminated. To troubleshoot the condition the user simply opens the field service door and activates the Instant Fault Finder feature to determine the specific fault condition. This information can then be passed onto their Fire Service provider, ensuring service technicians arrive onsite fully prepared.

SonicFlow™ Feature

The Ultrasonic Flow Sensing (patent pending) used in the LaserFOCUS provides a direct reading of the sampling pipe airflow rate. The SonicFlow concept is immune to air temperature and pressure changes and is unaffected by contamination. VESDA is the first air sampling smoke detector to use ultrasonic flow sensing.

Features

- Swift-Start™ Operation
- SonicFlow™ (Ultrasonic Airflow Sensing)
- Laser-Based Absolute Smoke Detection
- Pre-engineered Pipe Network Designs
- Programmable Alarm Thresholds
- Dual Stage Air Filtration
- Instant Recognition Display
- Instant Fault Finder™
- AutoLearn™ Smoke
- AutoLearn™ Flow
- Field Service Access Door
- Multiple Event Logging in separate logs
- Event log – up to 18,000 events
- Offline/online configuration capability
- Up to 2500 sq. ft. (250 m²) coverage

Listings/Approvals

- UL 268 and UL 268A (Duct), File: S5198
- ULC approved (CS729)
- FM Approved (3019847)
- FM approved for Hazardous Locations, Class 1, Div.2, Groups A,B,C,D (3020906)
- CSFM 7259 -1491:110
- CCCF approved
- LPCB approved
- VdS approved



Specifications

Input Power

Voltage: 24V DC Nominal (18-30 V DC)
Current @ 24 VDC: 220 mA nominal, 295 mA in alarm

Dimensions (W x H x D)

9 7/8 in x 7 1/8 in x 3 1/2 in (255 mm x 185 mm x 90 mm)

Weight

Approx. 4.4 lbs (2 kg)

IP Rating

IP30

Mounting

Upright, inverted or horizontal

Operating Conditions

Detector Ambient: 32 °F to 104 °F (0 °C to 40 °C)
Humidity: 5% to 95% (non-condensing)

Sampling Network

Maximum area of coverage: 2,500 sq. ft depending on local codes and standards. Maximum Pipe length in accordance with pre-engineered designs or for custom networks use Pipe Modelling Design Tool (ASPIRE2™) and NFPA standards.

Air Inlet Pipe

Accepts both metric and American standard pipe sizes.
American Pipe: 3/4 inch I.D Metric: 25 mm O.D.

Relay Outputs

3 Form C relays (Fire 1, Action, Fault), Contacts rated 2A @ 30 VDC (max).

Cable Access

3 x 1 in. (25 mm) cable entries (1 rear entry, 2 top entry)

Cable Termination

Screw Terminals 30-12AWG (0.2-2.5 mm²)

Interfaces

Shown in Terminal Block Connections diagram, to right, plus an RS232 Programming Port. General Purpose Input (GPI) interface offers: Reset, Disable, Standby, Alarm set 1, Alarm set 2 and External Input functions.

Sensitivity Range: 0.008 - 6.25 % obs/ft (0.025 - 20.00 % obs/m)

Alarm Threshold Setting Range

Alert, Action 0.008 - 0.625 % obs/ft (0.025 - 2.00 % obs/m)
Fire 1, Fire 2 0.008 - 6.25 % obs/ft (0.025 - 20.00 % obs/m)
Individual Alarm Delays 0 – 60 seconds
Two Alarm Threshold Settings Either time or GPI based

Display

- 4 Alarm State Indicators
- Smoke Level Indicator
- Reset, Disable and Test Controls
- Fault and Disabled Indicators
- Instant Fault Finder
- Smoke and Flow AutoLearn Controls

Event Log

Up to 18,000 events, time and date stamped in separate, non-volatile, logs for: Smoke Level, Flow Level, Detector Status and Faults

AutoLearn Smoke & Flow

- Automatically set acceptable alarm thresholds for both smoke and flow levels
- Minimum 15 minutes, maximum 15 days (default 14 days)
- During AutoLearn thresholds are NOT changed from pre-set values

Warranty Period


2 years





Ordering Information:

VLF-250-00 VESDA LaserFOCUS
VSP-005 Filter Cartridge
VIC-010 VESDAnet Interface Card

Display:

The display provided to the user includes a Smoke Dial and alarm and status indicators.

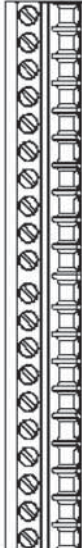


When the field service access door is open, the user has access to the RESET , DISABLE , Fire Test , AutoLearn  and Instant Fault Finder functions. When the Instant Fault Finder function is activated, the Smoke Dial converts to a fault indicator, with the dial segment numbers corresponding to the faults listed below.

Legend of fault indicators:

- | | |
|-------------|-----------------------|
| 1 Filter | 6 External Device/PSU |
| 2 Aspirator | 7 Interface card |
| 3 High flow | 8 Field wiring |
| 4 Low flow | 9 AutoLearn Fail |
| 5 n/a | 10 Detector failure |

Terminal Block Connections:

| | | |
|---|-------------------------|--|
|  | 1 GPI | |
| | 2 GPI | |
| | 3 Display TX | |
| | 4 Display RX | |
| | 5 Display Common Ground | |
| | 6 Display Power - | |
| | 7 Display Power + | |
| | 8 Power Return 0 VDC | From power supply unit |
| | 9 Power In 24 VDC | |
| | 10 Power Return 0 VDC | To next detector (if more than 1 detector per Power Supply Unit) |
| | 11 Power Out 24 VDC | |
| | 12 NC | |
| | 13 Common | Fault relay |
| | 14 NO | |
| | 15 NC | |
| | 16 Common | Action relay |
| | 17 NO | |
| | 18 NC | |
| | 19 Common | Fire 1 relay |
| | 20 NO | |

The Americas

Vision Systems
700 Longwater Drive,
Norwell, Massachusetts
02061 USA
Ph 781 740 2223
Toll Free 800 229 4434
Fax 781 740 4433

Australia and Asia

Vision Systems
495 Blackburn Road
Mount Waverley VIC 3149
Australia
Ph +61 3 9211 7200
Fax +61 3 9211 7202

Europe and the Middle East

Vision Systems
Vision House
Focus 31 Mark Road
Hemel Hempstead
Herts HP2 7BW UK
Ph +44 1442 242 330
Fax +44 1442 249 327

Online

www.visionusa.com
www.vesda.com

This document may not be reproduced, in whole or in part, by any means without the prior express written permission of the copyright owner. Copyright ©2004 Vision Fire & Security Pty Ltd A.C.N. 008 009 514. The manufacturer reserves the right to change designs or specifications without obligation and without further notice. VESDA, LaserTEKNIK, LaserPLUS, LaserSCANNER, LaserCOMPACT, LaserFOCUS, VESDAnet, VESDAlink, ASPIRE2, AutoLearn, VSM, VConfig, Swift Start, SonicFlow, Smoke Dial, InfoWORKS, PROACTIV, PRECISION and VSC are trademarks used under licence by the distributor.

